



210 East Walnut Street, Nicholasville, Kentucky 40356
Medical 859-885-4149 Environmental 859-885-2310
Medical Fax 859-885-1863 Environmental Fax 859-887-3683
www.jessaminehealth.org

Jessamine County Uninsured 2016 Report

The report below includes data from Enroll America, which is the nation's leading healthcare enrollment coalition. Data of the various populations illustrated below was gathered from the State Profiles (2015) and Changing Uninsured Rates by County (2013-2015) provided by Enroll America. Data provided zooms in on local trends and provides snapshots of changes in uninsured population. Reports are generated annually (January-March) and distributed internally to JCHD staff and externally to community partners to address community access to care needs.

Quick Summary

- Currently, the Jessamine County uninsured rate is 10%. This rate decreased by 8% from 2013, when open enrollment for the Affordable Care Act started.
- Currently, the Jessamine County rates for both male and female genders is 11%, both are higher than the Kentucky rate.
- Hispanics currently have the highest uninsured rate in both Jessamine County and Kentucky at 14%, with Asians and Blacks following next with 11% each.
- The age group in Jessamine County with the highest uninsured rate is 18-34 at 14%.

Recommendations

- Identify Hispanic, Asian, and black leaders in the community that JCHD and community partners can network with to reach more members of these population to become insured.
- Target marketing and media messages for health insurance towards the 18-45 age group by increasing marketing tactics on Social Media sites and agency websites
- Provide educational materials in a cultural and linguistic manner to reach populations at higher risk of being uninsured.

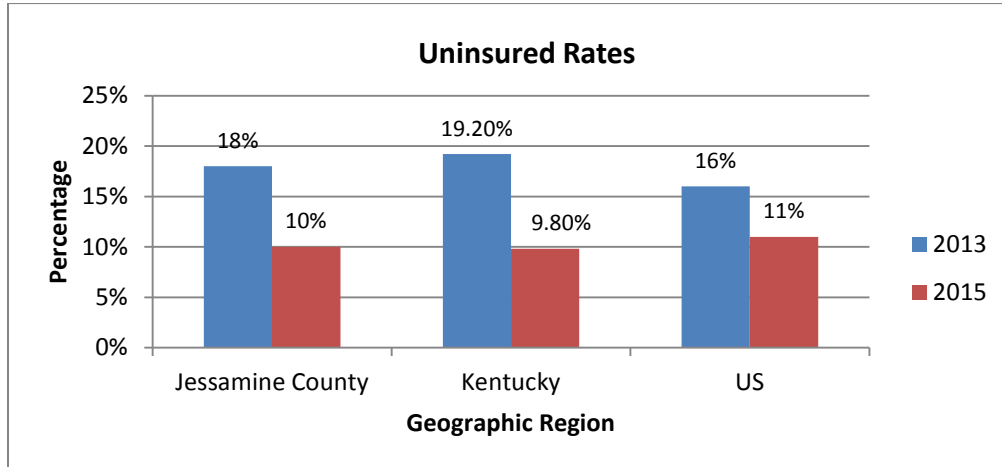
Sources:

1. Changing Uninsured Rates (2015). Retrieved on March 7, 2016 from <https://www.enrollamerica.org/research-maps/maps/changes-in-uninsured-rates-by-county/>
2. State Profiles (2015). Retrieved on March 7, 2016 from <https://www.enrollamerica.org/research-maps/maps/state-profiles/>

Jessamine County Uninsured Rates

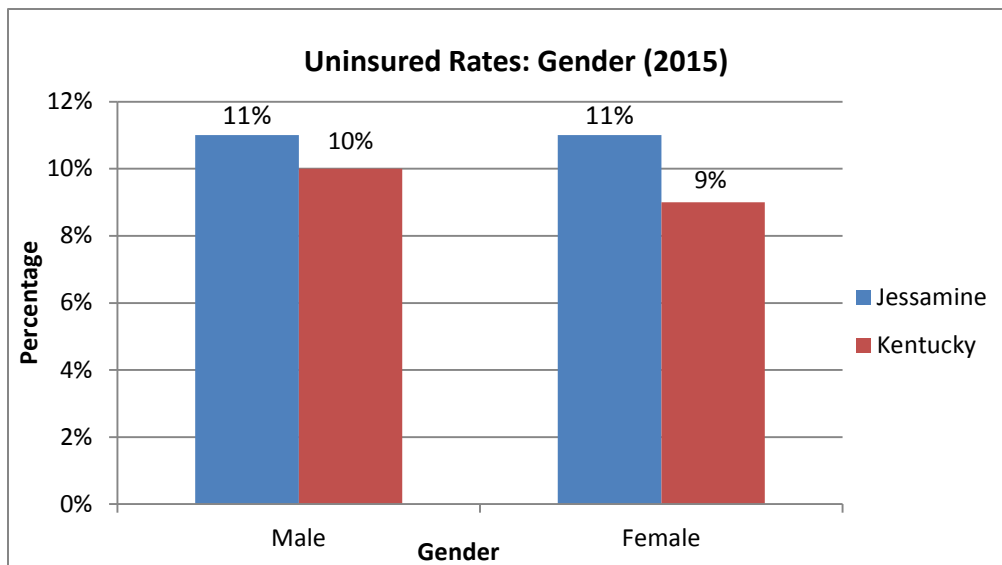
2013 to 2015 Uninsured Rates

Year	Jessamine	Kentucky	US
2013	18%	19.20%	16%
2015	10%	9.80%	11%
Change	8% ↓	9.4% ↓	5% ↓



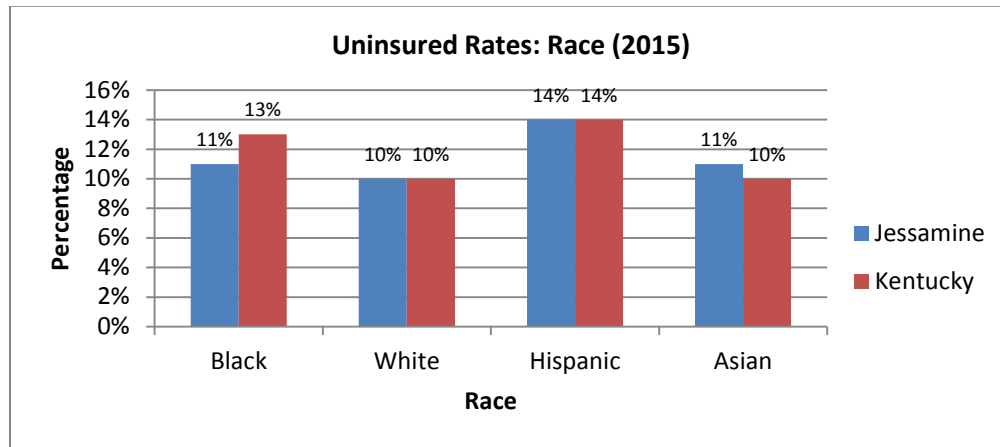
2015 Uninsured Rates by Gender

Gender	Jessamine	Kentucky
Male	11%	10%
Female	11%	9%



2015 Uninsured Rates by Race

Race	Jessamine	Kentucky
Black	11%	13%
White	10%	10%
Hispanic	14%	14%
Asian	11%	10%



2015 Uninsured Rates by Age

Age Range	Jessamine	Kentucky
18-34	15%	14%
35-44	9%	9%
45-54	9%	8%
55-64	7%	8%

